

Exercise 44

For the following exercises, use the graphs of f , shown in Figure 4, and g , shown in Figure 5, to evaluate the expressions.

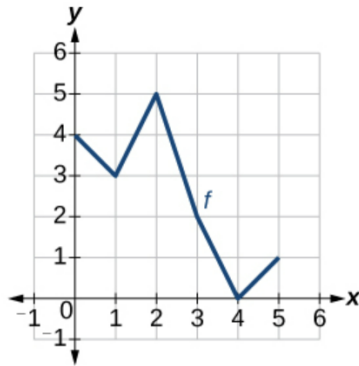


Figure 4

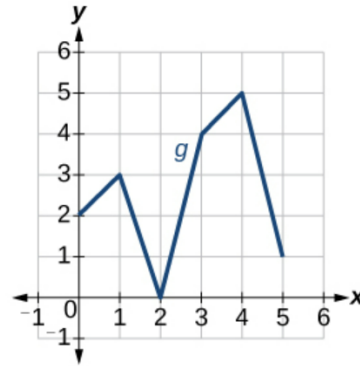
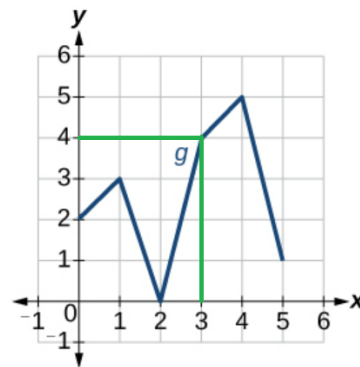
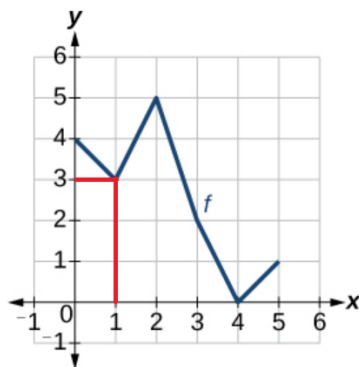


Figure 5

$$g(f(1))$$

Solution

Notice from the graphs that $f(1) = 3$ and $g(3) = 4$.



Therefore,

$$g(f(1)) = g(3) = 4.$$